

DA-2527-05

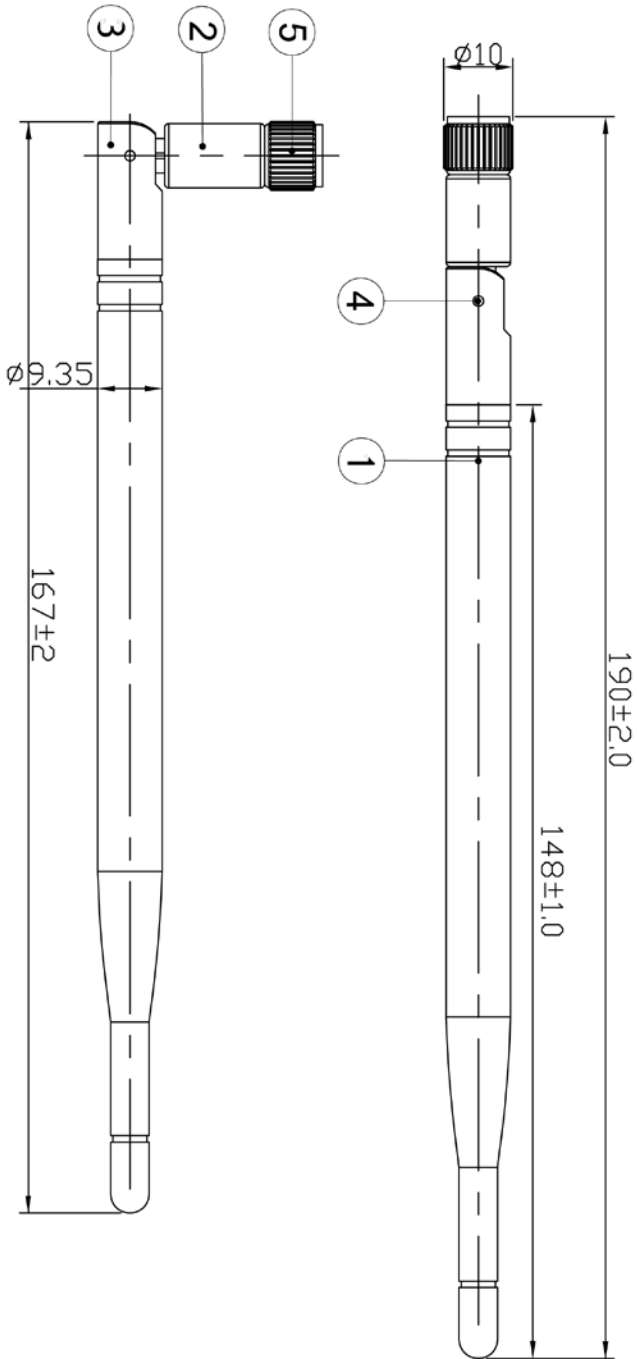
2.5-2.7GHz 5dBi Dipole Antenna





Specification:

Technical Information	
Item No.	DA-2527-05
Frequency	2500-2700MHz
Gain	5dBi
Polarization	Vertical
VSWR	$\leq 2.5:1$
Impedance	50 Ω
Dimensions	
Size	H 40 mm
Weight	18 g
Connector	RP SMA Type Male

REV	DESCRIPTION	DRAWN	DATE



NO	Description	Qty	Material	Finish
5	RP SMA MALE	1	BRASS	GOLD
4	PIN	2	BRASS	NICKEL
3	BODY3	1	ABS	BLACK
2	BODY2	1	ABS	BLACK
1	BODY1	1	TPE	BLACK

R&D		* MAJOR DIMENSION UNLESS OTHERWISE NOTED TOLERANCES 0.X=±0.1 0.XX=±0.05		APPROVED CASH	 華城電子有限公司 RF CASTLE ELECTRONICS CO.,LTD
		SCALE	1/1	UNIT	
DRAWN		DRAWN DATE 12/05/11		CHECKED LYDIA	TITLE 2.5-2.7GHz 5dBi Dipole Antenna
DRAWN		DRAWN DATE 12/05/11		CHECKED KEVIN	DRAWING NO. DA-2527-05
REV					A

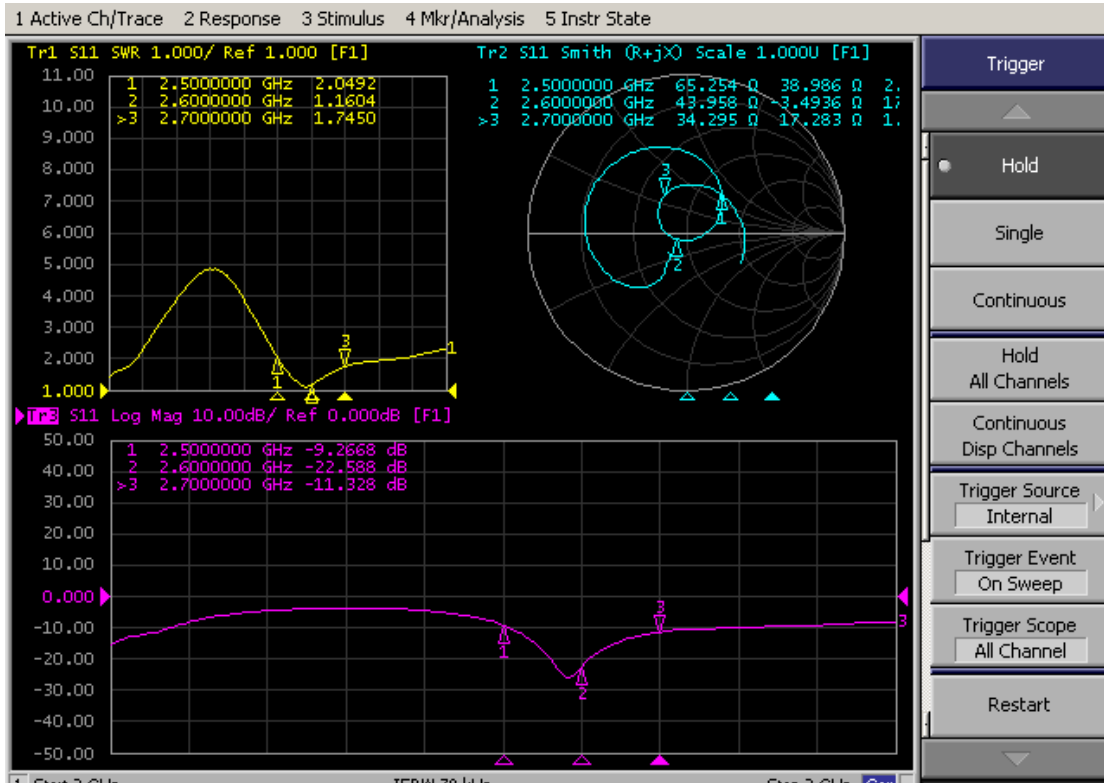
1. Reliability Testing

Test Item	Procedure	Requirement
1. Visual inspection and Dimension Check	Applicable methods using x5 magnification	follow specification
2. Rapid Changing of Temperature	-40°C (30minutes) to 90°C (30minutes); 24 cycles	After 2 hours recovery: 1. no visible damage 2. Freq. Tol.: < ±5%
3. Damp Heat	24 hours at 60°C; 90 ~ 95% RH	After 2 hours recovery: 1. no visible damage 2. Freq. Tol. : < ±5%
4. Endurance	24 hours at 90°C	After 2 hours recovery: 1. no visible damage 2. Freq Tol.: < ±5%

2.Specification

A. Electrical Characteristics	
S.W.R.	2500-2700MHz: <= 2.5
Antenna Gain	5.0 dBi
Impedance	50 Ohm
B. Material	
Material of Radiator	Cu (Plated)
Connector Type	SMA
C. Environmental	
Operation Temperature	- 30 °C ~ + 85 °C
Storage Temperature	-30 °C ~+ 85 °C

3.S Parameter Test data



4. Antenna Radiation Pattern

Testing Equipment Specification:

Antenna Anechoic Chamber Dimension: 8 x 4 x 4 m

Quiet Zone: 600mm @1 GHz

Isolation: >100dB @ 1 MHz ~ 10 GHz

Testing Equipment: Agilent 5071B

Received Antenna: 0.7 ~ 6.0 GHz for Gain Calibration

Double Ridged Horn Antenna

